



INTELLICUT REMOTE PC CONTROLLER™ (IRPC)

- Connect directly to the AeroCut embedded controller with Intellicut and PC LAN connection.
- The IRPC emulates the AeroCut embedded controller and provides full functionality from your desktop PC.
- All AeroCut job program settings can be updated and saved remotely to the AeroCut controller with the IRPC.

AEROCUT PRESET TEMPLATE MANAGER

- Instantly produce print files for 266 Preset templates with full barcode support.
- Supported by Fiery Impose in Fiery Driven™ print environments.

SMART LAYOUT ASSISTANT™

- Create AeroCut Manuset custom templates with guaranteed AeroCut compatibility.
- Send custom generated Manuset template settings directly to the networked AeroCut.
- Manage your AeroCut's template library from your networked PC.

VARIABLE DATA SUPPORT (VDP)

- Merge .csv data files onto any AeroCut layout.
- Intelligent Mail Barcode creation.
- Automatic line ordering to retain data sorting for sheetfed AeroCut cutter.

ADVANCED IMPOSITION FEATURES

- Multi-page PDF splitting, imposition and ordering.
- Easy imposition layout adjustment with AeroCut compatibility protection.
- Toggle advanced imposition project settings such as record repeat and record direction.

Bundled with every AeroCut X and AeroCut X-Pro.

AeroCut X



AeroCut X-Pro



LYTROD
SOFTWARE
www.lytrod.com

MBM
CORPORATION
www.mbmcorp.com

©2021-22 Lytrod Software, Inc. All rights reserved.
Unauthorized duplication is a violation of applicable law. Lytrod Software, the Lytrod logo and the Intellicut logo, Intellicut Remote PC Controller, Smart layout Assistant are registered trademarks of Lytrod Software, Inc. MBM logo is a registered trademark of MBM corporation. Fiery is a registered trademark of EFI.

Annual Licensing
1st year bundled with AeroCut

Internet Access
Activation, licensing & updates require internet access

Operating System
Windows 7
Windows 8.1
Windows 10
Windows 11

INTELLICUT
With Smart Layout Assistant and Remote PC Controller Technology

**CONTROL
CREATE
PROGRAM
FINISH
ALL IN ONE**



LYTROD
SOFTWARE

GET THE SMART MACHINE

AEROCUT *with* INTELLICUT

Intellicut unifies the PC Controller, PDF imposition, and AeroCut programming into a single PC platform to provide an all-in-one smart solution.


The AeroCut family of Slitter/Cutter/Creaser Finishers come standard with an embedded controller and Intellicut software. The software integration through network connection uniquely delivers a higher level of automation to the slitter/cutter/ creaser digital finishing workflow and reduces tedious and time consuming prepress and postpress finishing tasks.

The AeroCut X/X-Pro include 3 template layout modes and 416 memory locations



Access [Preset]

No downloading or programming
Preset mode contains 266 templates already programmed in the AeroCut memory and Intellicut library. The pre-programmed and barcode-ready job layouts included with AeroCut are based on popular cut and paper sizes, representing common jobs like business cards and postcards. Simply pull up the template, place the artwork, and impose the job with Intellicut or other imposition platforms.



Manipulate [Manuset]

Custom templates made easy with Intellicut's Smart Layout Assistant

Intellicut's Smart Layout Assistant makes custom layout and template creation easy. Simply select paper size, cut size and bleed edge and the Smart Layout Assistant determines the most optimal AeroCut compatible layout. With LAN connection, download the template directly to one of the AeroCut's 100 Manuset memory locations.



Design [Flexmode]

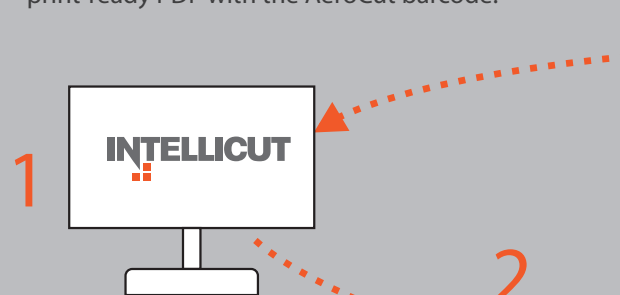
AeroCut Flexmode gives users total design control over sophisticated jobs

In Flexmode you can set each cut, crease, perf and jump perf in any combination and in either direction. Intellicut provides a user-friendly configuration workflow with its point and click drawing design interface. Download Flexmode templates to 50 memory locations on your AeroCut directly from your PC.

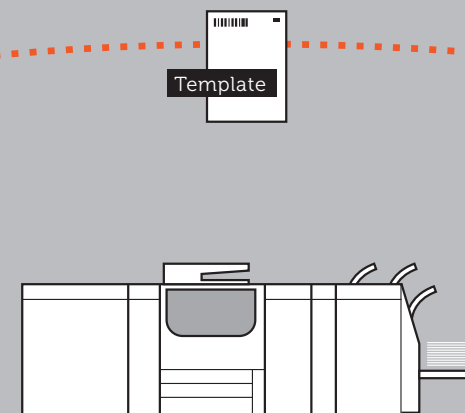


Read and write directly to the AeroCut controller over your LAN

Step 1: Use Intellicut's Smart Layout Assistant to automatically create an AeroCut compatible layout, then add artwork to create your print-ready PDF with the AeroCut barcode.



Step 2: Send the print-ready PDF created by Intellicut to your printer, these will be perfectly imposed and will include an AeroCut barcode.



Intellicut can download the document layout template created by Smart Layout Assistant directly to your AeroCut through your office network.

Step 3: Place your printed output on the AeroCut. It automatically reads the barcode, adjusts the machine precisely and cuts! Even if page layouts change, the AeroCut adjusts on-the-fly.

